

asurion

ASURION HQ, TN

BB KING MEMORIAL, MS

PRODUCT CATALOG

ARCHITECTURAL ELEMENTS, CLADDING & DECKING

Geolam®

Architectural Eco-Technology



MARS PETCARE HQ, TN



BLACKBAUD HQ, SC



Geolam products are light, easy to install and exceed the strength and durability of natural wood. Wood's warmth and aesthetic look is perfectly reproduced using our unique, sustainable, patented technology.

With over 500 installations across North America, Geolam products require very little maintenance, are fade resistant and can withstand extreme climates. They are ideal for façades, sunshades, rainscreens, other architectural accents, cladding, soffits and decking.

Architectural Elements

HYBRID ALUMINUM/WPC

Available in Teak, Moleskin, Rosewood and Ebony



	Dimensions	Weight	End caps		Connectors	
			Plastic	WPC	Straight	Corner
Soleo 6027 <i>Minimum 1,000 lineal ft for all colors. Standard Length - 9 ft 10 in.</i>		0.74 kg/lm 0.50 lb/ft	✓			
Soleo 6005 <i>Minimum 1,600 lineal ft for all colors. Standard Length - 9 ft 10 in.</i>		0.60 kg/lm 0.40 lb/ft				
Soleo 6008 <i>Teak and Rosewood stocked in the US, no minimum. Minimum 1,000 lineal ft for Moleskin and Ebony. Standard Length - 9 ft 10 in.</i>		0.77 kg/lm 0.52 lb/ft		✓	✓	✓
Soleo 6029 <i>Minimum 1,000 lineal ft for all colors. Standard Length - 9 ft 10 in.</i>		1.00 kg/lm 0.67 lb/ft		✓		
Soleo 6026 <i>Minimum 1,000 lineal ft for all colors. Standard Length - 9 ft 10 in.</i>		1.05 kg/lm 0.71 lb/ft	✓			
Soleo 6011 <i>Minimum 1,600 lineal ft for all colors. Standard Length - 9 ft 10 in.</i>		1.12 kg/lm 0.75 lb/ft				
Soleo 6030 <i>Minimum 1,000 lineal ft for all colors. Standard Length - 9 ft 10 in.</i>		1.20 kg/lm 0.81 lb/ft		✓	✓	✓
Soleo 6017 <i>Minimum 1,000 lineal ft for all colors. Standard Length - 9 ft 10 in.</i>		1.60 kg/lm 1.08 lb/ft	✓			
Soleo 6036 <i>Minimum 1,600 lineal ft for all colors. Standard Length - 9 ft 10 in.</i>		1.00 kg/lm 0.67 lb/ft				
Soleo 6009 <i>Minimum 1,000 lineal ft for all colors. Standard Length - 9 ft 10 in.</i>		1.40 kg/lm 0.94 lb/ft		✓	✓	✓

	Dimensions	Weight	End caps		Connectors	
			Plastic	WPC	Straight	Corner
Soleo 6034 <i>Minimum 1,000 lineal ft for all colors. Standard Length - 9 ft 10 in.</i>		1.94 kg/lm 1.30 lb/ft	✓			
Soleo 6031 <i>Teak and Rosewood stocked in the US, no minimum. Minimum 1,000 lineal ft for Moleskin and Ebony. Standard Length - 9 ft 10 in.</i>		1.60 kg/lm 1.08 lb/ft		✓	✓	
Soleo 6010 <i>Teak and Rosewood stocked in the US, no minimum. Minimum 1,000 lineal ft for Moleskin and Ebony. Standard Length - 9 ft 10 in.</i>		2.30 kg/lm 1.55 lb/ft		✓	✓	✓
Soleo 6038 <i>Minimum 1,600 lineal ft for all colors. Standard Length - 9 ft 10 in.</i>		2.00 kg/lm 1.34 lb/ft				
Soleo 6024 <i>Minimum 1,600 lineal ft for all colors. Standard Length - 9 ft 10 in.</i>		2.06 kg/lm 1.38 lb/ft				
Soleo 6040 <i>Minimum 1,600 lineal ft for all colors. Standard Length - 9 ft 10 in.</i>		2.40 kg/lm 1.61 lb/ft				
Soleo 6050 <i>Minimum 1,600 lineal ft for all colors. Standard Length - 9 ft 10 in.</i>		3.90 kg/lm 2.62 lb/ft				
Soleo 6033 <i>Teak and Rosewood stocked in the US, no minimum. Minimum 1,000 lineal ft for Moleskin and Ebony. Standard Length - 9 ft 10 in.</i>		3.30 kg/lm 2.22 lb/ft	✓		✓	
Planeo 4010 <i>Minimum 1,600 lineal ft for all colors. Standard Length - 9 ft 10 in.</i>		2.21 kg/lm 1.49 lb/ft				
Planeo 4044* <i>Minimum 1,600 lineal ft for all colors. Standard Length - 9 ft 10 in.</i>		4.52 kg/lm 3.04 lb/ft				
Planeo 4123* <i>Minimum 1,600 lineal ft for all colors. Standard Length - 9 ft 10 in.</i>		3.74 kg/lm 2.51 lb/ft				
Planeo 4048* <i>Minimum 1,600 lineal ft for all colors. Standard Length - 9 ft 10 in.</i>		4.80 kg/lm 3.23 lb/ft				

* Planeo boards cannot be cut within the bolts at either board end. Refer to Architectural Elements Installation Guide for more details.

		Dimensions	Weight	End caps		Connectors	
				Plastic	WPC	Straight	Corner
Planeo 4061*	Minimum 1,600 lineal ft for all colors. Standard Length - 9 ft 10 in.		9.50 kg/lm 6.38 lb/ft				
Planeo 4046*	Minimum 1,600 lineal ft for all colors. Standard Length - 9 ft 10 in.		9.90 kg/lm 6.65 lb/ft				
Planeo 4062*	Minimum 1,600 lineal ft for all colors. Standard Length - 9 ft 10 in.		14.25 kg/lm 9.58 lb/ft				
Diameo 2018	Minimum 1,600 lineal ft for all colors. Standard Length - 9 ft 10 in.		1.42 kg/lm 0.95 lb/ft	✓		✓	
Diameo 2023	Minimum 1,600 lineal ft for all colors. Standard Length - 9 ft 10 in.		7.43 kg/lm 4.99 lb/ft				
Rondo 3002	Minimum 1,600 lineal ft for all colors. Standard Length - 9 ft 10 in.		0.95 kg/lm 0.64 lb/ft				
Rondo 3003	Minimum 1,600 lineal ft for all colors. Standard Length - 9 ft 10 in.		1.14 kg/lm 0.77 lb/ft				
Rondo 3004	Minimum 1,600 lineal ft for all colors. Standard Length - 9 ft 10 in.		2.47 kg/lm 1.66 lb/ft				
Rondo 3006	Minimum 1,600 lineal ft for all colors. Standard Length - 9 ft 10 in.		1.72 kg/lm 1.16 lb/ft				

* Planeo boards cannot be cut within the bolts at either board end. Refer to Architectural Elements Installation Guide for more details.



Warehoused in the USA

Standard lengths = 3 meters (9' 10"). Max length available = 6 m (19' 8") and for Planeo = 8 m (26"). Minimum order for non-standard lengths = 500 m (1640')

	Dimensions	Weight	End caps		Connectors	
			Plastic	WPC	Straight	Corner
Careo 7010 <i>Minimum 1,000 lineal ft. for all colors. Standard Length - 9 ft 10 in.</i>		0.74 kg/lm 0.50 lb/ft				
Careo 7031 <i>Minimum 1,600 lineal ft. for all colors. Standard Length - 9 ft 10 in.</i>		0.82 kg/lm 0.55 lb/ft				
Careo 7011 <i>Minimum 1,000 lineal ft. for all colors. Standard Length - 9 ft 10 in.</i>		1.34 kg/lm 0.90 lb/ft			✓	
Careo 7035 <i>Minimum 1,000 lineal ft. for all colors. Standard Length - 9 ft 10 in.</i>		2.28 kg/lm 1.53 lb/ft				
Careo 7014 <i>Minimum 1,000 lineal ft. for all colors. Standard Length - 9 ft 10 in.</i>		2.80 kg/lm 1.88 lb/ft		✓		
Careo 7016 <i>Minimum 1,600 lineal ft. for all colors. Standard Length - 9 ft 10 in.</i>		4.00 kg/lm 2.69 lb/ft				

End Caps


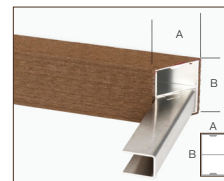
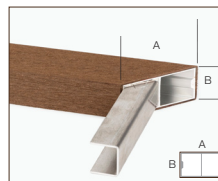


Non standard End Caps & Splicers/Connectors available on request.

Splicers/Connectors

Corners

Française (Lying Down) Belge (Standing Up)



Straight

Note: bumps to prevent sliding during installation



Warehoused in the USA

Standard lengths = 3 meters (9' 10"). Max length available = 6 m (19' 8") and for Planeo = 8 m (26"). Minimum order for non-standard lengths = 500 m (1640')


Cladding & Soffit

HYBRID ALUMINUM/WPC

Available in Teak, Moleskin, Rosewood and Ebony



Teak



Outside Corner
9322


2-piece Starter
(J-trim) 9321

		Dimensions	Weight
Vertigo 5010	Minimum 5000 lineal ft or 2500 sq ft for all colors. Standard Length - 12 ft.		1.19 kg/lm 0.80 lb/ft
Vertigo 5010	All colors stocked in the US, no minimum. Standard Length - 12 ft.		1.19 kg/lm 0.80 lb/ft

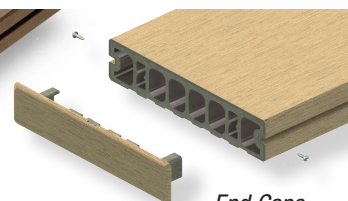
Commercial Decking

CO-EXTRUDED WOOD PLASTIC COMPOSITE

Available in Teak, Moleskin, Rosewood and Ebony



Rosewood



End Caps
and Screws

		Dimensions	Weight	Clips and screws	End caps and screws
Qualita 020C	All colors stocked in the US, no minimum. Standard Length - 12 ft.		3.30 kg/lm 2.21 lb/ft	✓	✓
Qualita 020E	All colors stocked in the US, no minimum. Standard Length - 12 ft.		3.30 kg/lm 2.21 lb/ft		✓


Warehoused in the USA

Standard lengths = 3 meters (9' 10"). Max length available = 6 m (19' 8") and for Planeo = 8 m (26"). Minimum order for non-standard lengths = 500 m (1640')

Standard Colors



Non-Stocked Colors 90 day lead time



Custom Colors available for orders >6,000 sq. ft.

To learn more about the advantages of Geolam, our complete product line, or for any other information, please visit our website or contact us at any time.

www.geolaminc.com

1-877-627-3530 • info@geolaminc.com

Geolam[®]
Architectural Eco-Technology