

SOLAR PREPARATORY SCHOOL, TX  
Color - Teak

MEDICAL CENTER, FRANCE  
Color - Teak

# PRODUCT CATALOG

ARCHITECTURAL ELEMENTS, CLADDING & DECKING

## Geolam<sup>®</sup>

Architectural Eco-Technology



KING OF PRUSSIA MALL, PA  
Color - Rosewood



BLACKBAUD HEAD OFFICE, SC  
Color - Teak



Geolam products are light, easy to install and exhibit the strength and durability of natural wood. Wood's warmth and aesthetic look is perfectly reproduced using our unique patented technology.

With over 300 installations across North America, Geolam products require very little maintenance, are fade resistant and can withstand extreme climates. They are ideal for facades, sunshades, rainscreens, other architectural accents, cladding and decking.



GOVERNOR'S PLAZA, TN  
Color - Teak



**HYBRID ALUMINUM/WPC**

Available in Teak, Moleskin, Rosewood and Ebony

**ARCHITECTURAL ELEMENTS**

Dimensions

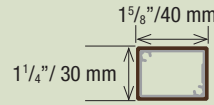
Weight

End caps  
Plastic WPC

Connectors  
Straight Corner

**Soleo 6027**

Minimum 1,000 ft for all colors

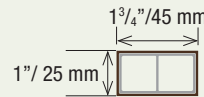


0.74 kg/lm  
0.50 lb/ft



**Soleo 6005**

Minimum 1,800 ft for all colors

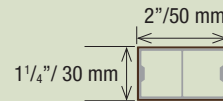


0.60 kg/lm  
0.40 lb/ft

**Soleo 6008**



Teak and Rosewood stocked in the US, no minimum. Minimum 1,000 ft for Moleskin and Ebony



0.77 kg/lm  
0.52 lb/ft



**Soleo 6029**

Minimum 1,000 ft for all colors

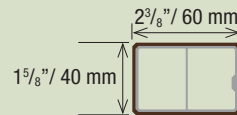


1.00 kg/lm  
0.67 lb/ft



**Soleo 6026**

Minimum 1,000 ft for all colors

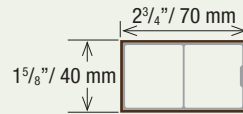


1.05 kg/lm  
0.71 lb/ft



**Soleo 6011**

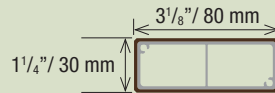
Minimum 1,800 ft for all colors



1.12 kg/lm  
0.75 lb/ft

**Soleo 6030**

Minimum 1,000 ft for all colors

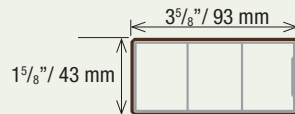


1.20 kg/lm  
0.80 lb/ft



**Soleo 6017**

Minimum 1,000 ft for all colors

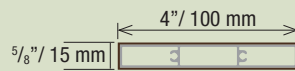


1.60 kg/lm  
1.08 lb/ft



**Soleo 6036**

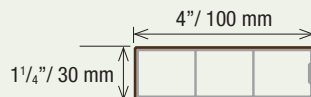
Minimum 1,800 ft for all colors



1.00 kg/lm  
0.67 lb/ft

**Soleo 6009**

Minimum 1,000 ft for all colors

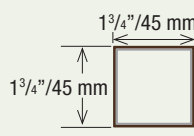
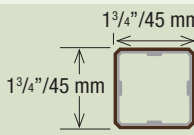
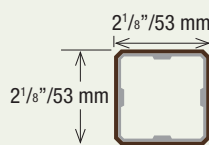
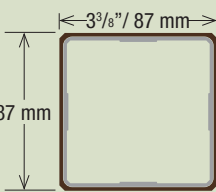
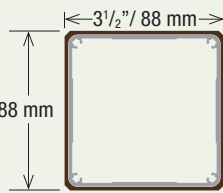
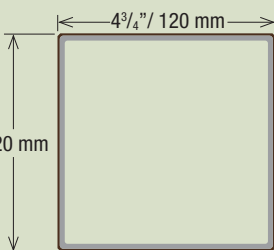


1.40 kg/lm  
0.94 lb/ft



|   | Dimensions | Weight                   | End caps |     | Connectors |        |
|---|------------|--------------------------|----------|-----|------------|--------|
|   |            |                          | Plastic  | WPC | Straight   | Corner |
| <b>Soleo 6034</b><br><i>Minimum 1,000 ft for all colors</i>   |            | 1.94 kg/lm<br>1.30 lb/ft | ✓        |     |            |        |
| <b>Soleo 6031</b> <i>Teak and Rosewood stocked in the US, no minimum. Minimum 1,000 ft for Moleskin and Ebony</i> |            | 1.75 kg/lm<br>1.16 lb/ft |          | ✓   | ✓          |        |
| <b>Soleo 6010</b> <i>Teak and Rosewood stocked in the US, no minimum. Minimum 1,000 ft for Moleskin and Ebony</i> |            | 2.30 kg/lm<br>1.55 lb/ft |          | ✓   | ✓          | ✓      |
| <b>Soleo 6038</b><br><i>Minimum 1,800 ft for all colors</i>   |            | 2.00 kg/lm<br>1.34 lb/ft |          |     |            |        |
| <b>Soleo 6024</b><br><i>Minimum 1,800 ft for all colors</i>   |            | 2.06 kg/lm<br>1.38 lb/ft |          |     |            |        |
| <b>Soleo 6040</b><br><i>Minimum 1,800 ft for all colors</i>   |            | 3.34 kg/lm<br>2.02 lb/ft |          |     |            |        |
| <b>Soleo 6050</b><br><i>Minimum 1,800 ft for all colors</i>   |            | 4.56 kg/lm<br>3.06 lb/ft |          |     |            |        |
| <b>Soleo 6033</b> <i>Teak and Rosewood stocked in the US, no minimum. Minimum 1,000 ft for Moleskin and Ebony</i> |            | 3.30 kg/lm<br>2.22 lb/ft | ✓        |     | ✓          |        |
| <b>Planeo 4010</b><br><i>Minimum 1,800 ft for all colors</i>  |            | 1.95 kg/lm<br>1.31 lb/ft |          |     |            |        |
| <b>Planeo 4044</b><br><i>Minimum 1,800 ft for all colors</i>  |            | 4.52 kg/lm<br>3.04 lb/ft |          |     |            |        |
| <b>Planeo 4021</b><br><i>Minimum 1,800 ft for all colors</i>  |            | 4.20 kg/lm<br>3.23 lb/ft |          |     |            |        |
| <b>Planeo 4048</b><br><i>Minimum 1,800 ft for all colors</i>  |            | 4.80 kg/lm<br>3.23 lb/ft |          |     |            |        |

|  | Dimensions | Weight                    | End caps |     | Connectors |        |
|--|------------|---------------------------|----------|-----|------------|--------|
|  |            |                           | Plastic  | WPC | Straight   | Corner |
| <b>Planeo 4061</b><br><i>Minimum 1,800 ft for all colors</i> |            | 9.50 kg/lm<br>6.38 lb/ft  |          |     |            |        |
| <b>Planeo 4046</b><br><i>Minimum 1,800 ft for all colors</i> |            | 9.90 kg/lm<br>6.65 lb/ft  |          |     |            |        |
| <b>Planeo 4022</b> <i>Minimum 1,800 ft for all colors</i>    |            | 6.30 kg/lm<br>4.03 lb/ft  |          |     |            |        |
| <b>Planeo 4062</b> <i>Minimum 1,800 ft for all colors</i>    |            | 14.25 kg/lm<br>9.58 lb/ft |          |     |            |        |
| <b>Diameo 2018</b> <i>Minimum 1,800 ft for all colors</i>    |            | 1.68 kg/lm<br>1.13 lb/ft  | ✓        |     | ✓          |        |
| <b>Rondo 3002</b> <i>Minimum 1,800 ft for all colors</i>     |            | 0.95 kg/lm<br>0.64 lb/ft  |          |     |            |        |
| <b>Rondo 3003</b> <i>Minimum 1,800 ft for all colors</i>     |            | 1.07 kg/lm<br>0.72 lb/ft  |          |     |            |        |
| <b>Rondo 3004</b> <i>Minimum 1,800 ft for all colors</i>     |            | 2.46 kg/lm<br>1.65 lb/ft  |          |     |            |        |
| <b>Rondo 3006</b> <i>Minimum 1,800 ft for all colors</i>     |            | 1.72 kg/lm<br>1.16 lb/ft  |          |     |            |        |

|  | Dimensions  | Weight                   | End caps |     | Connectors |        |
|--|---|--------------------------|----------|-----|------------|--------|
|  |   |                          | Plastic  | WPC | Straight   | Corner |
| <b>Careo 7015</b> <i>Minimum 1,000 ft for all colors</i> |    | 0.70 kg/lm<br>0.47 lb/ft |          |     |            |        |
| <b>Careo 7031</b> <i>Minimum 1,800 ft for all colors</i> |    | 0.82 kg/lm<br>0.55 lb/ft |          |     |            |        |
| <b>Careo 7011</b> <i>Minimum 1,000 ft for all colors</i> |    | 1.25 kg/lm<br>0.84 lb/ft |          |     |            | ✓      |
| <b>Careo 7035</b> <i>Minimum 1,000 ft for all colors</i> |    | 2.28 kg/lm<br>1.53 lb/ft |          |     |            |        |
| <b>Careo 7014</b> <i>Minimum 1,000 ft for all colors</i> |   | 2.80 kg/lm<br>1.88 lb/ft |          |     | ✓          |        |
| <b>Careo 7016</b> <i>Minimum 1,000 ft for all colors</i> |  | 4.00 kg/lm<br>2.69 lb/ft |          |     |            |        |

## End Caps






Non standard End Caps & Splicers/Connectors available on request.

## Splicers/Connectors

### Corners



### Straight



MULTI-UNIT CONDOS, TX  
Color - Ebony



## HYBRID ALUMINUM/WPC

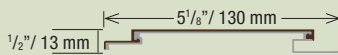
Available in Teak, Moleskin, Rosewood and Ebony

# CLADDING

**Vertigo 5011** *Minimum 5,000 ft for all colors*


Dimensions

Weight




0.77 kg/lm  
0.52 lb/ft

**Vertigo 5010**




1.19 kg/lm  
0.80 lb/ft

**Vertigo 5010** *All colors stocked in the US, no minimum.*



1.19 kg/lm  
0.80 lb/ft



## CO-EXTRUDED WOOD PLASTIC COMPOSITE

Available in Teak, Moleskin, Rosewood and Ebony

# DECKING

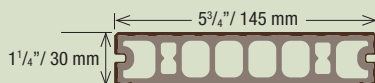
Dimensions

Weight

Clips and screws

End caps and screws

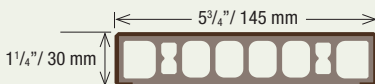
**Qualita 020C** *All colors stocked in the US, no minimum*



3.30 kg/lm  
2.22 lb/ft



**Qualita 020E** *All colors stocked in the US, no minimum*




3.30 kg/lm  
2.22 lb/ft



Warehoused in the USA

**Standard colors** *Custom colors available upon request. (Minimum order quantities required)*



To learn more about the advantages of Geolam®, our complete product line, or for any other information, please visit our website or contact us at any time.

[www.geolaminc.com](http://www.geolaminc.com)

Toll free: 1-877-627-3530 • [info@geolaminc.com](mailto:info@geolaminc.com)

**Geolam®**

Architectural Eco-Technology